



intercept^{CS}

Cold Sore Prevention System

OWNER'S MANUAL

Important:
Read instructions before use

Your Introduction to Cold Sore Prevention

intercept^{CS}[™] Cold Sore Prevention

Congratulations you are the owner of the intercept^{CS}[™] Cold Sore Prevention System.

intercept^{CS}[™] is a revolutionary system, clinically proven and approved for the prevention of cold sore outbreaks.

There is currently no cure for the virus that causes cold sores, however for the first time ever you can prevent your cold sore outbreak. The intercept^{CS}[™] patented thermal therapy system is proven safe and effective.

Your intercept^{CS}[™] Cold Sore Prevention Treatment System is approved:

“For the prevention of cold sores when used within 3 hours of the onset of the prodrome.”

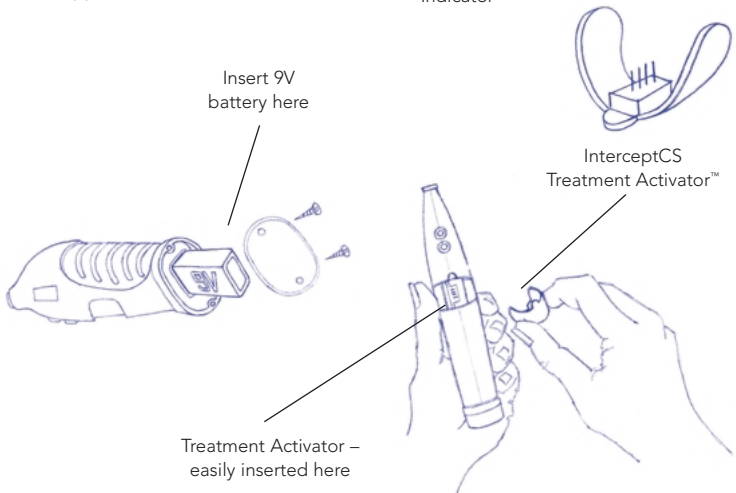
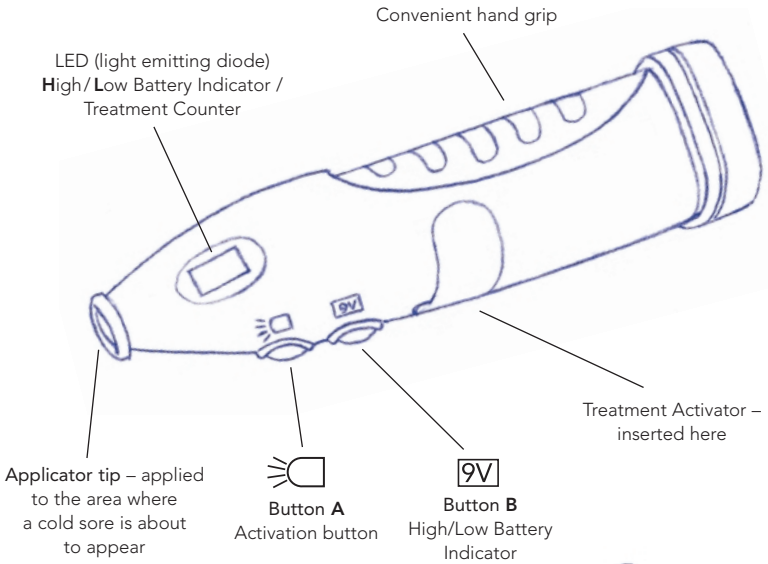
intercept^{CS}[™] Cold Sore Prevention System

The intercept^{CS}[™] Cold Sore Prevention System consists of two components:

- intercept^{CS}[™] Personal Care Device
- intercept^{CS} Treatment Activator[™].

The disposable Treatment Activator is inserted into the intercept^{CS}[™] Personal Care Device. Once activated, intercept^{CS}[™] will deliver the required number (3) of thermal therapy treatments for the necessary periods of time, (30 seconds each) to prevent a cold sore outbreak.

intercept^{CS}™ Cold Sore Prevention Treatment System



WARNING – Improper use of intercept^{CS}™ may result in burning of the skin. Refer to Precautions and Directions Before Application.

Precautions

- Remove all makeup (Lipstick, lip balm, etc.) from area before using intercept^{CS™}. Dry application area before using intercept^{CS™}. **Do not use on or near the eye area or on mucous membranes (i.e. inside the mouth).**
- If the intercept^{CS™} applicator tip gets too hot for comfort before the treatment is complete, immediately remove from surface of skin. Some individuals may not be able to tolerate the heat range for the full 30 seconds because of sensitivity or a medical condition.
- **Place** the intercept^{CS™} applicator tip **gently** on the affected area, do not apply pressure.
- Individuals with impaired sensitivities, due to physical or medical conditions should use extreme precaution when using intercept^{CS™}. If in question, consult a physician.
- intercept^{CS™} should not be used once the cold sore has reached the Vesicle stage (colorless, fluid-filled blisters start to develop). Injury due to burning may occur.
- intercept^{CS™} is a personal care device and should be used by only one person.
- **Not recommended for children under the age of six.**
- **Children under the age of twelve should use only under the supervision of an adult.**


When to use intercept^{CS™}

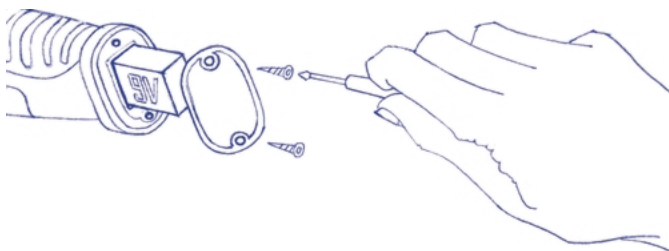
Prior to a cold sore outbreak, a cold sore sufferer experiences “prodromal signs” that warn them they are about to develop a cold sore. The most common signs are usually felt as an itching, burning, and/or a tingling sensation at the site where the cold sore will occur. When you experience these symptoms, apply intercept^{CS™} as soon as possible. **Early treatment in the prodromal stage is crucial to preventing your cold sore.** For best results apply to the site where the prodromal symptoms of the outbreak are felt within two hours.

Note: If intercept^{CS™} is used too late in the prodromal stage, it may not offer the full preventative benefit. However, it may still shorten the duration or lessen the severity of the episode.


Directions For Use:

First insert a new 9V alkaline battery in your intercept^{CS™} by removing the two screws and plate at the bottom of the unit. Slide in the battery and replace the plate and screws. Be sure to put the battery in the proper way, indicated by the positive (+) negative (-) signs on the bottom of the housing.

Remove the cover from the Treatment Activator receptacle. Insert the Treatment Activator into the Treatment Activator receptacle (as shown in the diagram on page 3). **CAUTION: Do not push any buttons until you have completed reading these instructions!** To work properly, the battery power must be adequate. It can easily be tested by depressing the Battery Power button indicated by the battery symbol . If a "H" in the LED window appears, the power is adequate for proper operation. If the power is low, it will show a "L", indicating a replacement battery is required. Once an "L" appears there normally is sufficient power for a treatment regime but will probably not be sufficient for further treatments. Replace your battery with a new alkaline battery. **If no letter appears the battery power is insufficient to treat your cold sore and intercept^{CS™} will not work. If a "0" appears in the LED window it means the Treatment Activator in the unit has been used and you need to replace it.**



You are now ready to prevent your cold sore outbreak.

1. Remove all makeup (Lipstick, lip balm, etc.) from area. Make sure the area is dry and remove all moisture with a tissue.
2. PLACE the blue applicator tip GENTLY on the surface of skin where you are experiencing the warning signs that a cold sore is coming. (DO NOT APPLY PRESSURE).
3. Press and hold the activation button (indicated with the symbol ). The number "1" will flash on the LED and start to beep, signaling treatment has commenced (once activation has commenced, the activation button can be released.) For best results keep the applicator tip on the area until the flashing and beeping stops. If you feel the heat may be burning your skin, stop the treatment immediately. Some people with increased sensitivities may not be able to endure the complete treatment cycle. Once a treatment ends the device will not be able to be activated for a 60 second period. After 60 seconds a beep will sound to alert you that it is time for your next treatment.

NOTE: If the application site feels too hot you may be applying too much pressure. THE GENTLE PLACEMENT of intercept^{CS™} on the treatment area, allows for a comfortable thermal therapy treatment for the 30 second application.

By applying too much pressure, the degree of tolerable and safe thermal therapy may be compromised.

4. For the 2nd treatment, repeat steps 1 to 3, this time a "2" will appear in the LED. Wait for the device to signal you that it is time for your next treatment. For the 3rd treatment, repeat steps 1 to 3 this time a "3" will appear in the LED.
5. Discard the used intercept^{CS} **Treatment Activator™** and replace with a new one. Your intercept^{CS™} is now ready to treat your next cold sore episode.

Note: In rare instances, you may need an additional treatment regime to prevent the cold sore outbreak. If you still feel the prodromal signs 20 minutes after treatment, intercept^{CS™} is safe to use again and you may repeat the process.

If intercept^{CS™} is used too late in the prodromal stage, it may not offer the full preventative benefit. However, it may still shorten the duration or lessen the severity of the episode.

Frequently Asked Questions About intercept^{CS™}.

How does intercept^{CS™} work?

Through our patented thermal therapy technology, intercept^{CS™} delivers the requisite amount of heat to the affected area for the required time frame. This will safely and effectively prevent your cold sore outbreak. intercept^{CS™} is clinically proven and approved to prevent cold sores.

I am sensitive to heat and cannot tolerate the applicator on my lip for the full 30 seconds of the treatment. Will intercept^{CS™} still prevent my cold sore?

Results will vary from individual to individual, however, intercept^{CS™} may still prevent your cold sore outbreak. If you were unable to complete any one of the three, 30 second applications, and a cold sore appears, the outbreak may be less severe and/or be exposed for a shorter duration.

Is intercept^{CS™} safe to use for everyone?

As stated under the PRECAUTIONS, there are age restrictions concerning usage and individuals with impaired sensitivities. Individuals with impaired sensitivities are susceptible to causing injury to themselves, due to their inability to recognize pain.

If I use intercept^{CS™} late in the prodromal stage or after I have my cold sore will it work?

intercept^{CS™} is effective in preventing cold sores when used within 3 hours of the onset of Prodrome stage of the cold sore. If used in the Macule (area becomes red) or Papule (small red bumps form) stage, individual users have reported that it may shorten the duration and lessen the severity of the cold sore outbreak. Once the cold sore has reached the Vesicle stage (Colorless, fluid-filled blisters start to develop)

intercept^{CS™} is not recommended for use, as there may be a risk that burning may occur. Clinical studies have proven the intercept^{CS™} patented thermal therapy is a safe and effective means to prevent cold sores, when used as directed in the Prodrome stage.

What do I do if intercept^{CS™} does not work for me?

When used as directed, intercept^{CS™} should prevent your cold sore. If for some reason you have difficulty, please refer to www.interceptCS.com or call 1-800-496-4682.

Frequently Asked Questions About Cold Sores.

What is a cold sore?

Cold sores, or fever blisters, are small lesions that usually appear on the lips, or on the surrounding skin. These lesions first form as clusters of tiny blisters filled with fluid. They burst, crust over and can last from 6 to 10 days. Cold sores are painful to touch and can make you feel very self-conscious and interfere with your everyday activities. They may make you feel embarrassed, since they are unattractive and can be easily spread. There is no cure for the virus that causes cold sores, but they can be treated and now, for the first time, PREVENTED.

What causes cold sores?

Cold sores are caused by the herpes simplex virus 1. The virus is contagious, and easily spread. It is estimated that 80% of the population carries the virus. In most cases the virus is dormant however, between 20% to 40% of the population are recurrent cold sore sufferers.

How do cold sores develop?

Blisters may not always appear right away. Antibodies will defend the body against the virus. The virus will then withdraw to a nerve that is close by. It can remain there until stress to the body or a lack of energy to fight off the cold sore triggers it to recur.

When the virus is stimulated, it overruns the body's protective defense and moves back along the nerve to the general area of where the cold sore first appeared.

What triggers cold sores?

Some common triggers for cold sores are:

- Infections, such as a cold
- Exposure to the sun
- Fever
- Stress
- Fatigue
- Hormonal changes
- Trauma or injury
- Pregnancy
- Excessive heat or cold

How do I know when a cold sore is starting?

Usually you will feel a tingling or prickling, itching or burning feeling around the lips at the site of the cold sore, even before it can be seen.

This is called the prodrome or prodromonal stage. This usually occurs within 24 hours, before the eruption of a cold sore lesion. The area will then become red and a fluid-filled blister will form. This will weep with a clear fluid and then form a scab. (Care should be taken not to touch the eyes after touching the blister. This could result in a painful and even serious eye infection.)

Stages of a cold sore:

Phase 1 – Prodrome: Area gets warm and painful; an itching or tingling sensation is associated with this first stage.

Phase 2 – Macule: Area becomes red (erythema): a type of hypersensitivity or allergic reaction that occurs in response to the virus.

Phase 3 – Papule: Small red bumps form, often accompanied by a throbbing pain.

Phase 4 – Vesicle: Colorless, fluid-filled blisters start to develop.

Phase 5 – Postule: At this stage the clear liquid becomes yellow and pus forms.

Phase 6 – Crust: A yellowish crust forms on the affected area.

Phase 7 – Scab: Area becomes reddish and dry. Area itches.

Phase 8 – Healing: Pain disappears, the scab falls off.

The average duration of an untreated cold sore is 10 to 14 days.

What about treatment?

Currently there are non-prescription topical ointments available to ease the discomfort. There are also prescription medications that can be taken orally or applied in a topical form to the affected area. Sometimes over-the-counter analgesics, may be recommended to relieve the cold-sore pain.

Can I prevent a cold sore?

When used properly, your intercept^{CS™} system will prevent a cold sore from occurring. When you feel the tingling or burning sensation, that's your early warning that it's time to use intercept^{CS™}.

If you miss this time frame and use intercept^{CS™} it may still have some benefit in treating the cold sore. In rare instances, you may need additional treatment to prevent the cold sore outbreak. If you still feel the prodromal signs 20 minutes after treatment, intercept^{CS™} is safe to use again and you may repeat the process.

What else can I do?

If you have become aware of what triggers your cold sore outbreak, obviously you can try to take care to avoid the cause. Unfortunately, it's difficult to avoid getting colds or feeling stressed. Generally, a healthy diet, exercise and sleep are still good ways to remain healthy and lessen the likelihood of cold sores.

Maintenance

intercept^{CS™} is a quality manufactured medical device that, under normal operating conditions, should give you years of cold sore relief. intercept^{CS™} should be stored in a dry location between 5° and 40° celsius.

Warranty

Please take a moment to fill out your Warranty Card or register at www.interceptCS.com.

Your intercept^{CS™} is a quality manufactured medical device that under normal operating conditions should give you years of cold sore relief. **Your intercept^{CS™} comes with a 2 year warranty against manufacturing defects.** In the unlikely event that that your intercept^{CS™} malfunctions, we will replace your device at **absolutely no cost to you.** Call 1-800-496-4682 for details on how and where to ship the product.

MONEY BACK GUARANTEE

If you are not satisfied with our product, you may return it with proof of purchase, within two years of date of purchase, for a full refund (less \$14.95 handling). Call 1 800-496-4682 for return authorization and details.



Prevention is the Solution™

We believe that advanced technology should play an even greater role in healthcare solutions. Through research and development, we have pioneered personal medical devices like intercept^{CS™} which uses patented Thermal Therapy Technology to prevent cold sores.

JENEX
CORPORATION

Burlington, Ontario L7L 5K6



How did you hear about intercept^{CS™}?

Doctor Radio Pharmacist
Magazine Friend T.V.

Who was intercept^{CS™} purchased for?

Purchaser Family Friend

How many cold sores do you get a year?

1 or 2 3 or 4 5 or 6 over 6

What season were you most likely to get a cold sore?

Summer Fall Winter Spring

Before intercept^{CS™} how did you treat your cold sores?

Prescription medicine
Lipactin[®]
Zilactin[®]
Abreva[®]
Nothing
Antibiotic Cold Sore Ointment
Other _____

 **WARRANTY CARD**

Register at www.interceptCS.com or complete this intercept^{CS™} Warranty Information page, cut out and mail it to: Jenex Corporation, 940 Sheldon Court, Suite 207, Burlington, ON., L7L 5K6 (please print)

Email Address: _____

Name: _____

Address: _____

City: _____

Prov.: _____ Post Code: _____

Date of Purchase: _____

Purchased at: _____